



INSTALLING DRIVERS

Connecting Your Mac Computer To The Printer



Outline



Finding The Drivers



Drivers Installation



Printing Preferences
/ IP Address



Conclusion

Installation Outline

Course Outline

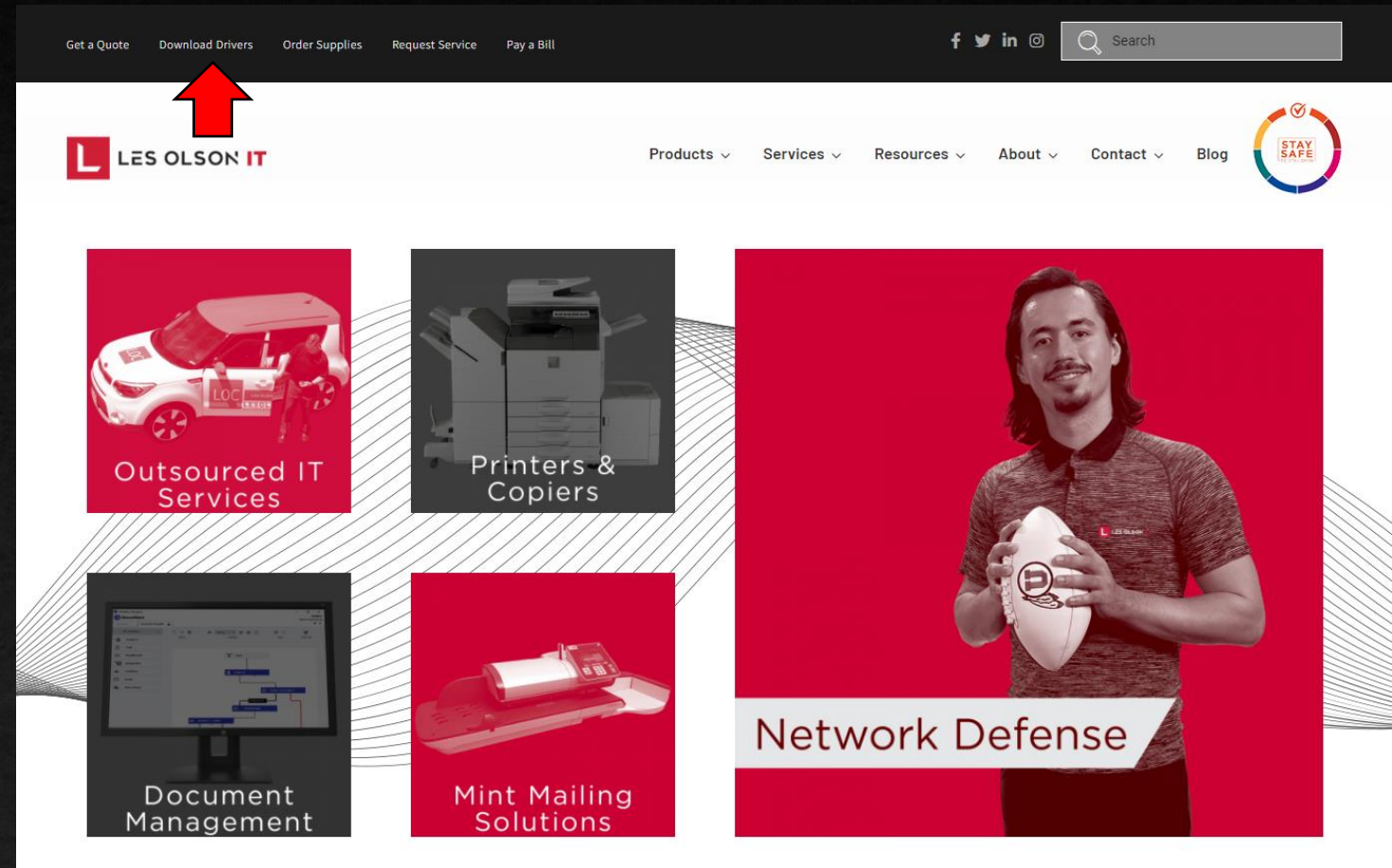
We will cover these skills

- Finding the correct driver for your Mac OS version
- Connecting your computer to the printer
- Customizing the printing preferences.

Driver Locations

What is the easiest way to find drivers?

- Les Olson has direct links to the manufacturer's websites for safe and reliable downloads.
- We encourage our customers to find the correct drivers through a simple and refined process starting on our LesOlson.com webpage.
- Go to LesOlson.com
- In the top left, click on Download Drivers.



Select Your Brand of Printer

The screenshot shows the LES OLSON IT website. At the top, there is a navigation bar with links: Get a Quote, Download Drivers (underlined), Order Supplies, Request Service, and Pay a Bill. On the right, there are social media icons for Facebook, Twitter, LinkedIn, and Instagram, and a search bar. Below the navigation bar is the LES OLSON IT logo and a main menu with links: Products, Services, Resources (highlighted in red), About, Contact, and Blog. A 'STAY SAFE' badge is also visible. The main content area features a large heading 'DOWNLOAD PRINT DRIVERS' with a downward arrow. Below this are three large buttons for printer brands: SHARP, HP, and RISO. To the right of these buttons is a sidebar menu with four items: MANUALS, KNOWLEDGE BASE, ORDER SUPPLIES, and SUBMIT METERS. The bottom of the page shows a dark footer with a white arrow pointing to the 'Finding the Drivers' section of a navigation bar.

Sharp Printer Drivers

Download Drivers, Software, Manuals & Brochures

Use the filters below to find the latest downloads for your Sharp business products. Available download types include:

- Drivers and Utilities
- Awards
- Literature (Brochures and Specification Sheets)
- Manuals
- Software
- Product Safety Documentation

Windows 10® Documentation

[Looking for Commercial Cooking Products? Click here.](#)

Product Category:

MFPs

Product:

MX-3070N

File Type:

Drivers and Utilities

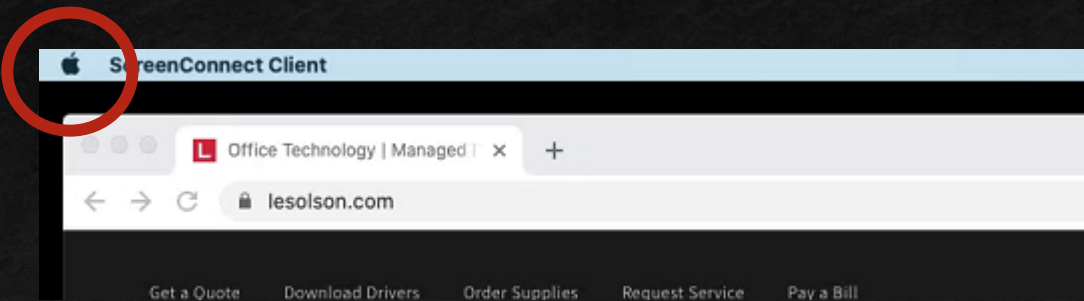
Search

- Product Category will be **MFPs**
- Product will be the model of the printer that you are connecting to.
- File type will be **Drivers and Utilities**
- Once the three fields are filled out, hit the blue **Search** button.

Sharp Printer Drivers

Double-check your version of Mac OS by selecting the Apple logo in the top of your screen.

Then select About This Mac.



This will be key to selecting the correct file for the printer drivers.



Sharp Printer Drivers

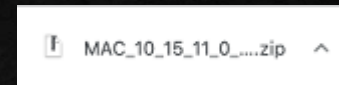
Name	Description	
Windows 32 bit WHQL OS Driver Package Software for MX-3070N	Contains: WHQL PCL, PS, PPD Print Drivers	Download
Windows 64 bit WHQL OS Driver Package Software for MX-3070N	Contains: WHQL PCL, PS, PPD Print Drivers	Download
Windows Software Option Package 32/64 Bit OS	Contains: PC Fax Print Drivers	Download
Windows 32/64 Bit OS Driver Package	Contains: PCL Print Driver	Download
Windows WHQL TWAIN OS Driver Package Software for MX-3070N	WHQL TWAIN Drivers	Download
Linux/Cups PPD for MX-3070N	Contains:Linux/Cups PPD	Download
Windows 32 Bit OS Driver Package	PCL, PS, PPD Drivers	Download
Windows 64 Bit OS Driver Package	Contains: PCL, PS, PPD Drivers	Download
Windows 32 bit & 64 Bit OS Driver Package	PCL6 V4 Print Driver	Download
Windows Software Option Package 32/64 Bit OS	High Speed TWAIN Driver	Download
Windows Software Option Package 32/64 Bit OS	TWAIN Driver	Download
Windows WHQL 32Bit - 64 Bit OS Driver Package	WHQL V4 PCL6 Print Driver	Download
Linux/ Cups PPD	Linux/ Cups PPD	Download
Mac OS Driver Package	PS Mac OS 10.8 to 10.14	Download
Mac OS Driver Package	PS Mac OS 10.6 to 10.7	Download
Mac OS Driver Package	<u>PS Mac OS 10.15 -11.0</u>	Download
Mac OS Driver Package	PS-Mac OS 11-12	Download



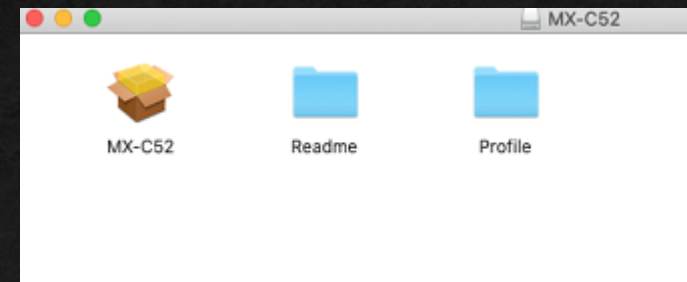
- Select the Download button next to the file that pertains to your Mac OS version.
- If your Mac is running a version of Mac OS that is newer than any listing, download the newest driver version available.

Sharp Printer Drivers

- Download the file that pertains to your OS version.
- Select the .dmg file for the driver installer.
- Select the application to begin installation.

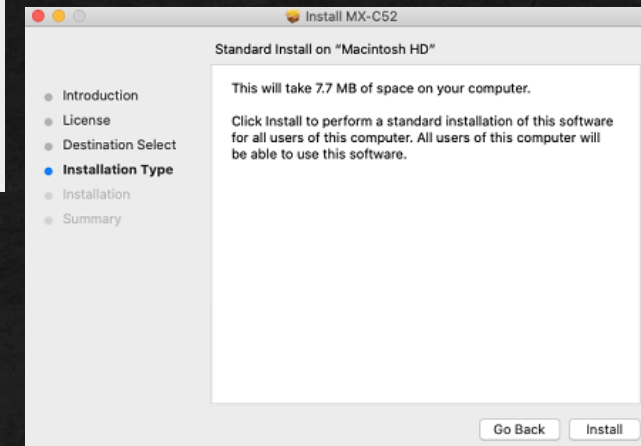
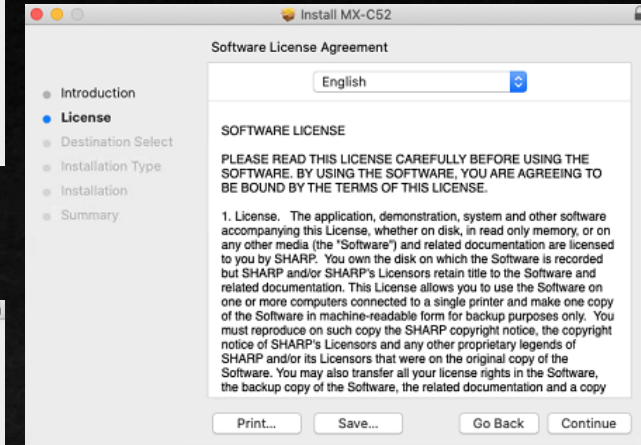
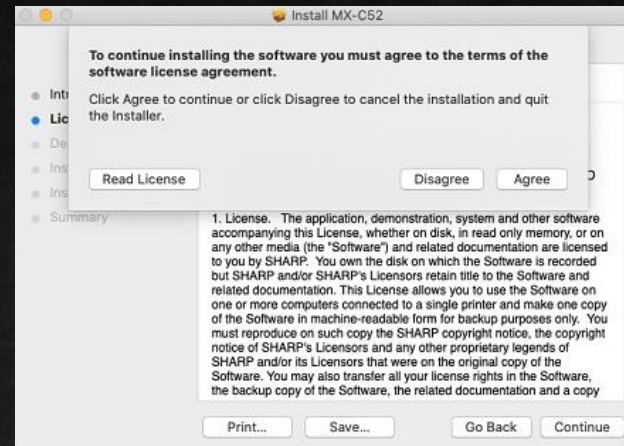
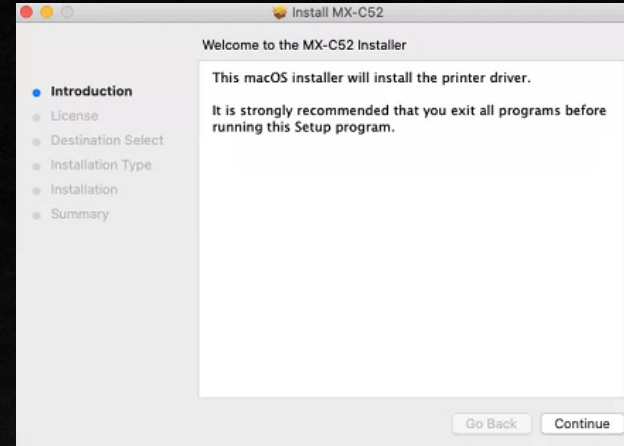


Name	Date Modified
MAC_10_15_11_0_MXC52D_2012A 2	Today at 10:42 AM
Read Me.txt	Mar 2, 2021 at 10:00 AM
MX-C52d_2102a_MacPS.dmg	Dec 1, 2020 at 2:45 PM



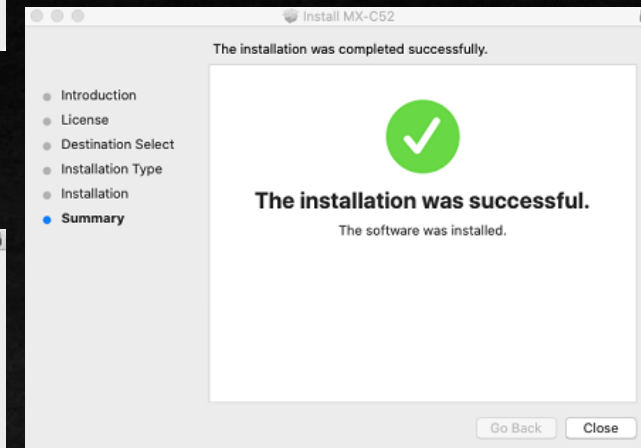
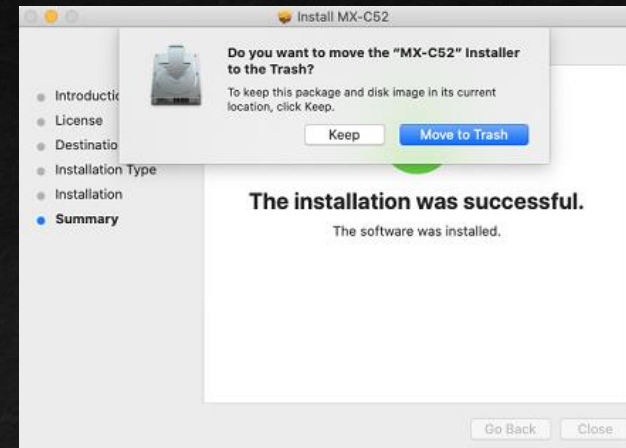
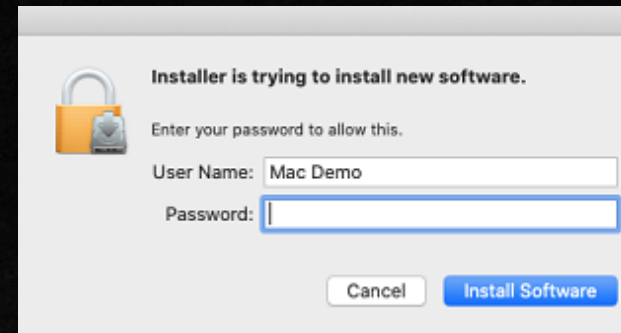
Sharp Printer Drivers

- Once you have begun the installation, you should see a screen like this.
- Follow the prompts to continue the installation.
- Click Agree to the License Agreement to continue the installation.
- Make sure that you know the password to the Apple account that is logged into the computer, as you will need it for the next step!



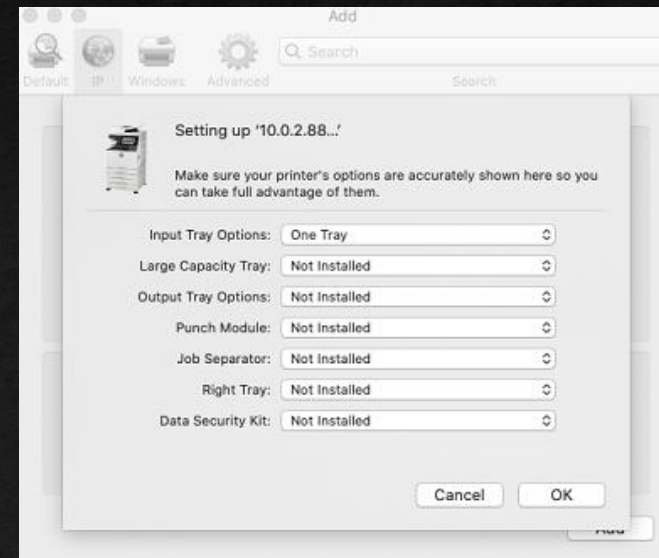
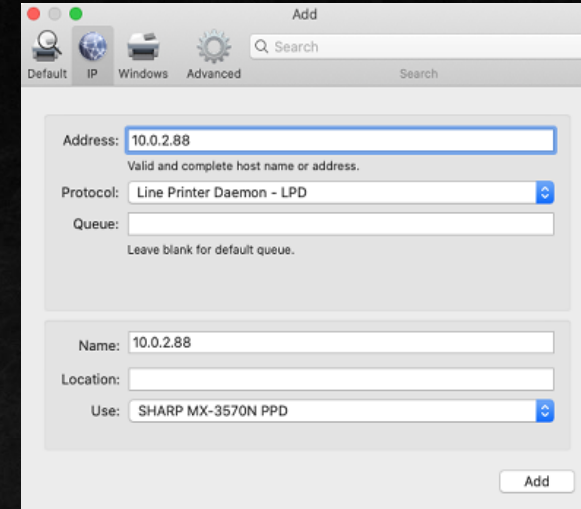
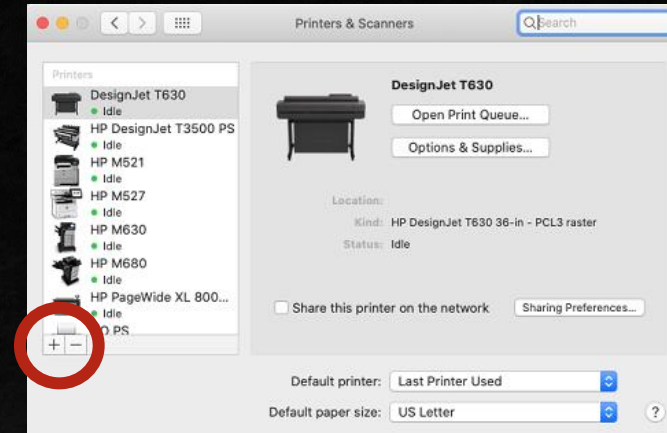
Sharp Printer Drivers

- Now, type the password to the Apple account for this device.
- Once finished, the installation will finish, and you will have the option to keep or delete the installer.
- That concludes the installer portion of connecting to the printer!




Sharp Printer Drivers

- Now, open Printers & Scanners in your System Preferences and select the + button.
- Navigate to the IP window and fill in the IP Address of your printer.
- Select Line Printer Daemon – LPD as the Protocol.
- Verify that the printer model appears as the Use.
- Configure the driver according to the specifications of your printer.



Congratulations!

A person with long brown hair, seen from the back, is writing the word "Congratulations" in white chalk on a black chalkboard. The person is wearing a black long-sleeved shirt and is holding a white chalk piece in their right hand. The chalkboard is mounted on a wall with a light-colored brick pattern.

Congratulations

- You have successfully connected your Mac to your Sharp printer.

HP Printer Drivers

HP Customer Support - Software and Driver Downloads

1 Identify > 2 Download > 3 Install


Already have an HP account? Select from the products you own. [Sign in](#) / [Register](#)

Software & Drivers: identify your printer

Enter your product name

LaserJet m608

Examples of where to find your product name

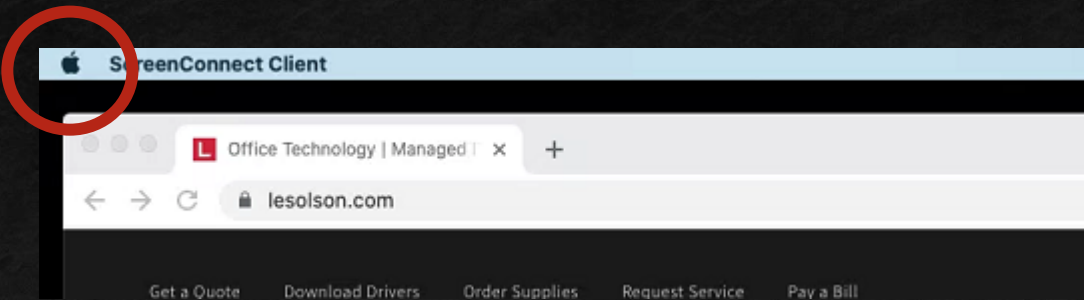


- Enter all or part of your product name.
- Click the correct model of printer from the drop-down window or hit submit.

HP Printer Drivers

Double-check your version of Mac OS by selecting the Apple logo in the top of your screen.

Then select About This Mac.



This will be key to selecting the correct file for the printer drivers.



HP Printer Drivers

HP Customer Support - Software and Driver Downloads

Support Home Products Software and Drivers Diagnostics Contact Us Business Support My HP Account

1 Identify 2 Download 3 Install Product Homepage

Software and drivers for HP LaserJet Enterprise M608 series

Choose a different product series
Detected operating system: macOS 10.15 [Choose a different OS](#)

All drivers

Open all	Version	File size	Release date	
<input checked="" type="checkbox"/> Driver (1)				
▶ Install HP Easy Start	2.13.0.220124	10.6 MB	Jan 27, 2022	Download
<input checked="" type="checkbox"/> Firmware (2)				
▶ FutureSmart Bundle Version 4.11.2.3 - HP LaserJet Enterprise M607/608/609 Series Printer FIRMWARE	2411192_064682	100.1 MB	Feb 4, 2022	Download
▶ FutureSmart Bundle Version 5.3.0.1 - HP LaserJet Enterprise M607/608/609 Series Printer FIRMWARE	2503242_000320	101.2 MB	Dec 4, 2021	Download
<input type="checkbox"/> Software (1)				
<input type="checkbox"/> Utility-Tools (1)				

Overview Displays Storage Memory Support Service

macOS Catalina

Version 10.15.7

Model: (27,1) (Late 2013)

Processor: 3.4 GHz Quad-Core Intel Core i5
Memory: 16 GB 1600 MHz DDR3
Startup Disk: Macintosh HD
Graphics: NVIDIA GeForce GTX 775M 2 GB
Serial Number: C02LX00YFPF4

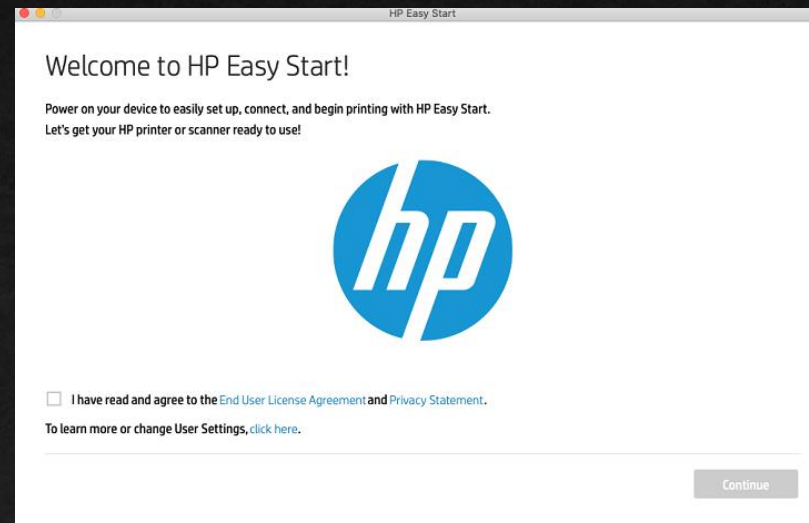
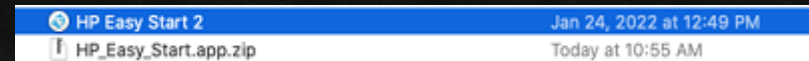
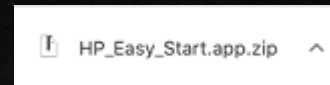
[System Report...](#) [Software Update...](#)

™ and © 1983-2021 Apple Inc. All Rights Reserved. License and Warranty

- The top option will generally be the one that you will want to choose.
 - Otherwise, try to find one that mentions Driver Installation Software or Full Software Solution.
- Try to avoid Basic or Universal Drivers as they do not provide access to the full capabilities to the printer!
- In this case, the Easy Start Application will guide you through the installation process.
- Once you have found your Driver package, select Download.

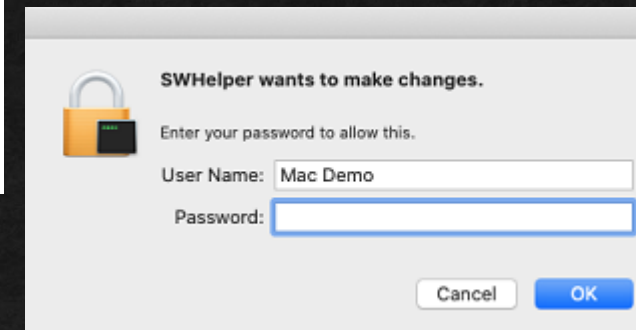
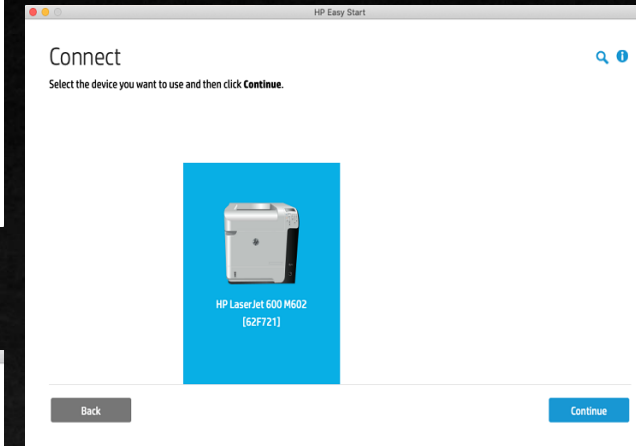
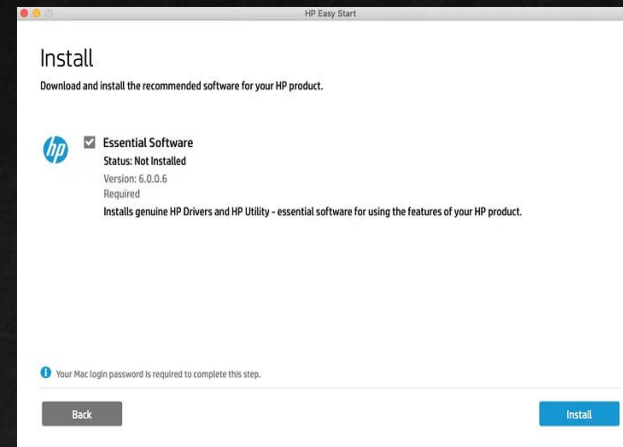
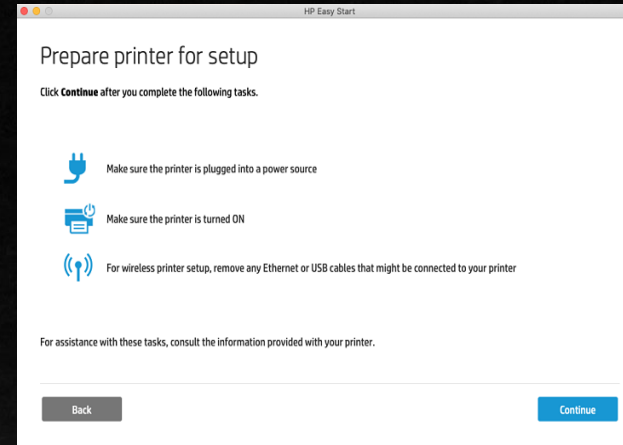
HP Printer Drivers

- Download the file that pertains to your OS version.
- Select the application file for the driver installer.
- Agree to the License Agreement and select Continue.



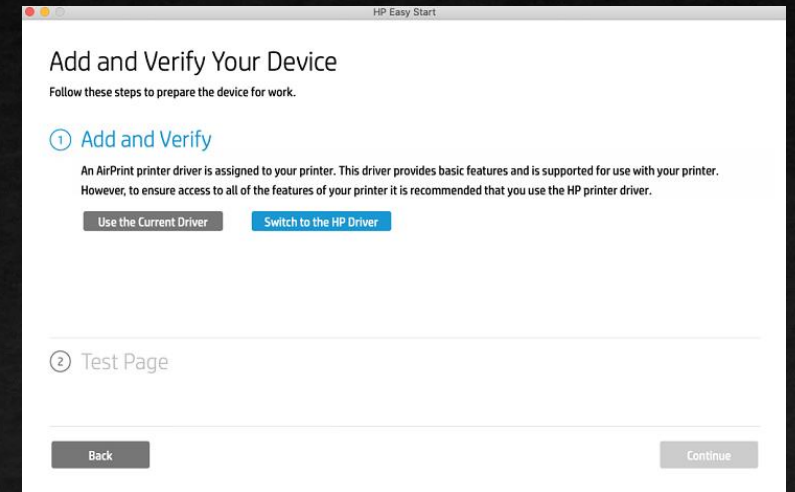
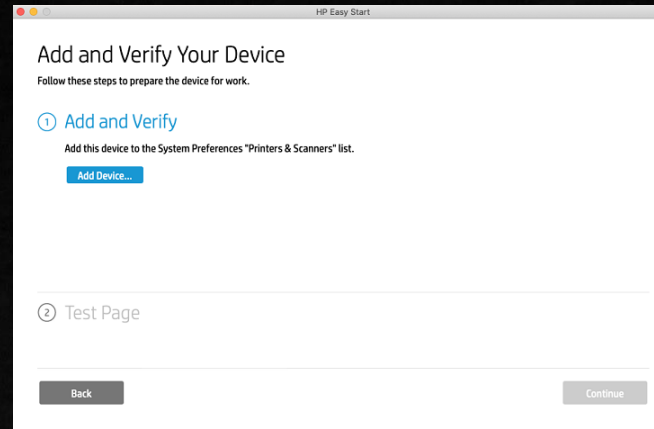
HP Printer Drivers

- Once you have begun the installation, the process is straightforward.
- Follow the prompts to continue the installation.
- Click Install to begin the driver installation.
- Make sure that you know the password to the Apple account that is logged into the computer!



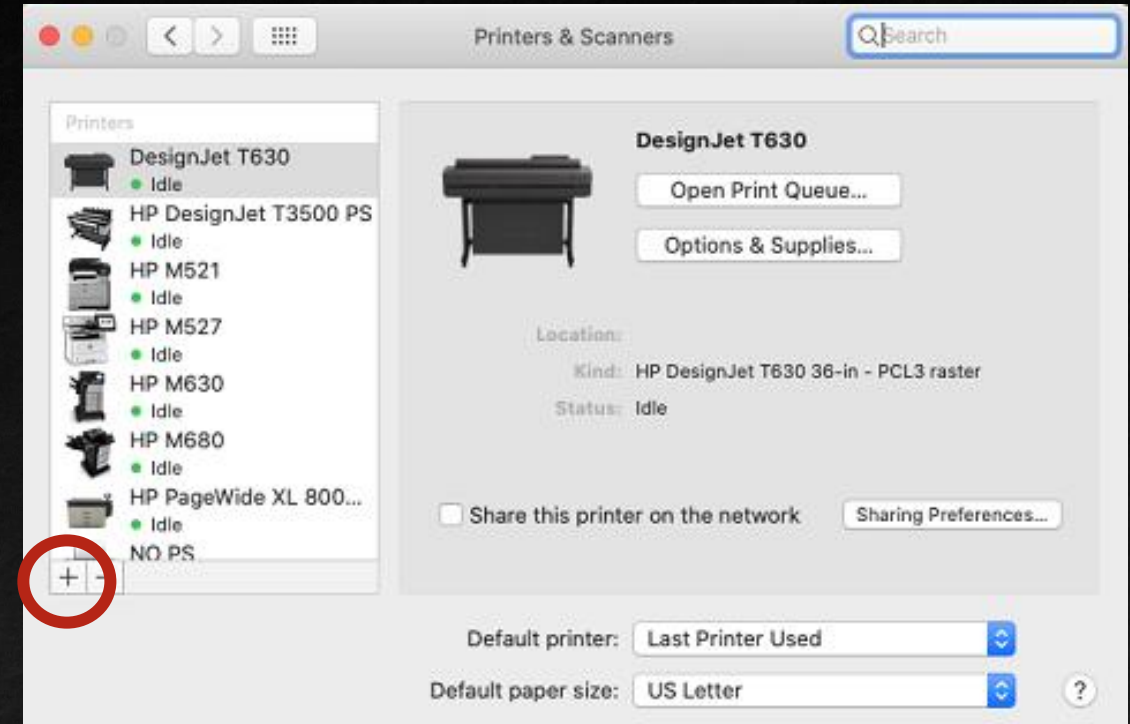
HP Printer Drivers

- Select Add Device to connect your computer to the printer.
 - If prompted to use AirPrint or an HP Driver, select HP Driver.
- That is all that you need to finish the HP Printer Drivers!




HP Printer Drivers

- Now, open Printers & Scanners in your System Preferences and select the + button.
- Navigate to the IP window and fill in the IP Address of your printer.
- Select Line Printer Daemon – LPD as the Protocol.
- Verify that the printer model appears as the Use.
- Configure the driver according to the specifications of your printer.



Congratulations!

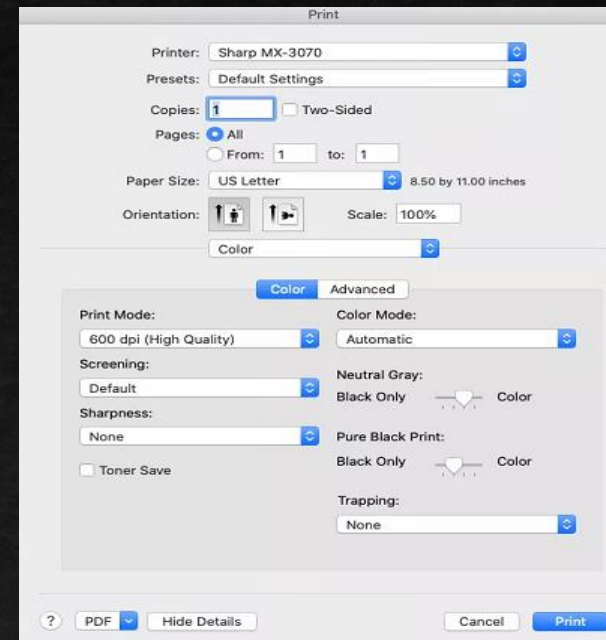
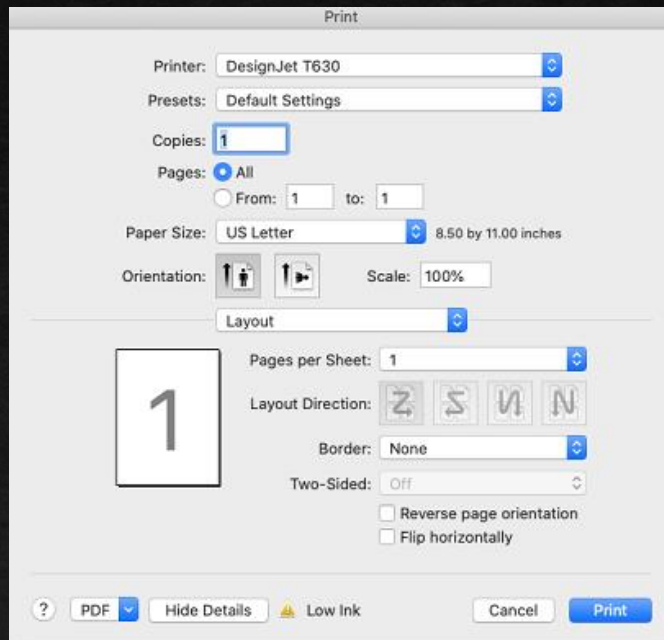
A person with long brown hair, seen from the back, is writing the word "Congratulations" in white chalk on a black chalkboard. The person is wearing a black long-sleeved shirt and is holding a white chalk stick in their right hand. The chalkboard is mounted on a wall with a light-colored, textured surface.

Congratulations

- You have successfully connected your Mac to your HP printer.

Printing Preferences / Presets

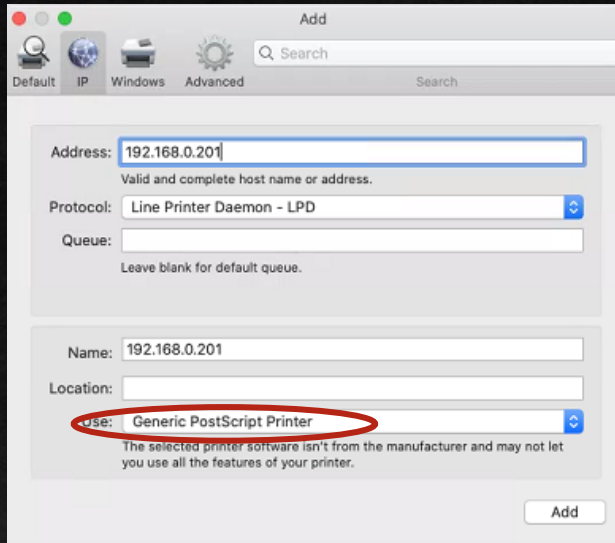
- These are standard windows for Printing Preferences. Here you can change the presets such as Default Color, 2-Sided Printing, and Paper Size.



- I recommend familiarizing yourself with this window on whatever printer you may have.

What If I Cannot Find The IP?

- If you do not know the IP address of the printer, and you are unable to find it, please reach out to the Les Olson Connectivity Helpdesk team, and we will assist you.



- If you try to add the profile for your printer with the IP address and encounter the Use: field as Generic PostScript Printer, please call and we can assist you.

- You can contact us by calling (801)413-2106
- If we do not answer right away, please leave a message, and we will reach back out to you.



Conclusion

- Les Olson has direct links to the manufacturer's websites for safe and reliable driver downloads.
- Sharp and HP have made the process streamlined for quick and easy connectivity to their machines.
- If you want to make changes to your Presets, you can find the menu under Printing Preferences.
- If you run into any issues, please reach out and we will assist in the connection process.





THANK YOU!

You have successfully downloaded print drivers for your Windows computer!